



▲ Model 65FC

The Model 65FC is a normally closed valve that automatically opens to admit water through the main line when the bonnet pressure is released.

## SERIES FEATURES

- ▶ UL Listed for deluge service in globe pattern, sizes 3" thru 10"
- ▶ Valve opens quickly when bonnet pressure is released
- ▶ For operation via electric solenoid, dry pilot or manual activation
- ▶ Horizontal or vertical mounting in all sizes
- ▶ ANSI Flanged Class 150 or Class 300
- ▶ Maximum 250 psi WP
- ▶ Large supply drain port to drain inlet side piping
- ▶ Visual indicator for indication of valve's position
- ▶ No adjustments are necessary
- ▶ Wide range of materials available
- ▶ Fully factory-assembled and tested

## OPERATION

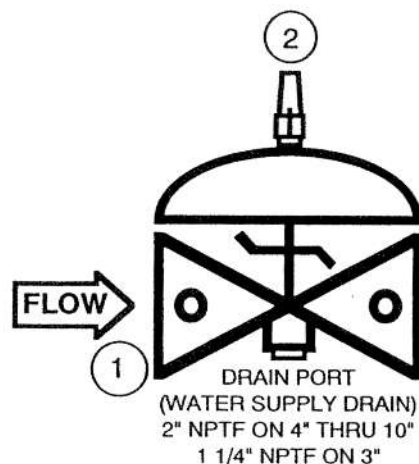
Releasing of bonnet pressure allows the main valve to open fully, admitting water through the main line. The valve closes when the bonnet is pressurized again.

## COMPONENTS

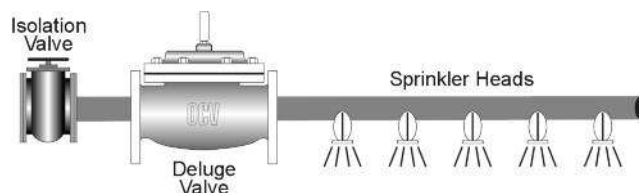
The Model 65FC consists of the following components, arranged as shown on the schematic diagram:

- 1.) **Model 65FC Basic Control Valve**,  
a UL Listed, hydraulically-operated, diaphragm-actuated globe valve which closes with an elastomer-on-metal seal.
- 2.) **Model 155 Visual Indicator Assembly**,  
useful for indication of valve position at a glance.

## SCHEMATIC



## RECOMMENDED INSTALLATION



## FLOW CHARACTERISTICS

flow rate at maximum velocity = 25 fps (sizes 3" - 10")

VALVE SIZE	3"	4"	6"	8"	10"
FLOW @ 25ft/sec	575	1,000	2,250	3,900	6,125

VALVE SIZE		3"	4"	6"	8"	10"
		DN80	DN100	DN150	DN200	DN250
GLOBE Cv	US	120	200	450	760	1250
	Metric	28.7	47.9	108	182	299

TOLL FREE 1.888.628.8258 • phone: (918)627.1942 • fax: (918)622.8916 • 7400 East 42nd Place, Tulsa, Ok 74145  
email: sales@controlvalves.com • website: www.controlvalves.com

**Global** performance. **Personal** touch.

REVISED 08/04/15

**Model 65FC Deluge Valve**

## SIZES

GLOBE - 3", 4", 6", 8", 10"

## FLUID OPERATING TEMPERATURE RANGE

Buna-N 32°F to 180°F\*

EPDM 32°F to 230°F\*

**MATERIALS** Consult factory for others.

### Body/Bonnet:

Ductile Iron - epoxy coated (standard)

Cast Steel - epoxy coated

Stainless Steel

Nickel-Aluminum Bronze

### Seat Ring:

Bronze (standard)

Stainless Steel

Nickel-Aluminum Bronze

### Stem:

Stainless Steel (standard)

Monel

### Spring:

Stainless Steel

### Diaphragm:

Nylon Reinforced Buna-N\*

EPDM\*

### Seat Disc:

Buna-N\*

EPDM\*

\*Others available upon request

## SPECIFICATIONS

The deluge valve shall function to admit water through the main line when the bonnet pressure is released.

## DESIGN

The deluge valve shall be a single-seated, line pressure operated, diaphragm actuated, globe valve. The valve shall seal by means of a corrosion-resistant seat and resilient, rectangular seat disc. These and other parts shall be replaceable without removing the valve from the line. The stem of the main valve shall be guided top and bottom by integral bushings. Alignment of the body, bonnet and diaphragm assembly shall be by precision dowel pins. The diaphragm shall not be used as a seating surface, nor shall pistons be used as an operating means. The valve shall be operationally and hydrostatically tested prior to shipment.

## MATERIALS OF CONSTRUCTION

The main valve body and bonnet shall be ductile iron. All internal ferrous surfaces shall be coated with 4 mils of epoxy. External surfaces shall be coated with 4 mils of epoxy followed by a coat of fire red enamel paint. The main valve seat ring shall be bronze. Elastomers (diaphragms, resilient seats and O-rings) shall be Buna-N.

## ACCEPTABLE PRODUCTS

The deluge valve shall be a Model 65FC, UL Listed, as manufactured by OCV Control Valves, Tulsa, OK, USA.

U.S. DIMENSIONS - INCHES

DIM	FLANGES	3	4	6	8	10
A	150# FLGD	12	15	17 3/4	25 3/8	29 3/4
	300# FLGD	12 3/4	15 5/8	18 5/8	26 3/8	31 1/8
E	ALL	6 1/2	8	10	11 7/8	15 3/8
F	ALL	3 7/8	3 7/8	3 7/8	6 3/8	6 3/8
H	ALL	11	12	13	14	17

METRIC DIMENSIONS - M.M.

DIM	END CONN.	DN80	DN100	DN150	DN200	DN250
A	150# FLGD	305	381	451	645	756
	300# FLGD	324	397	473	670	791
E	ALL	165	203	254	302	391
F	ALL	98	98	98	162	162
H	ALL	279	305	330	356	432

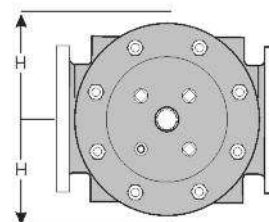
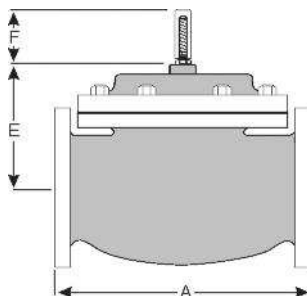
OCV deluge valves are UL Listed for mounting in the horizontal or vertical position. Space should be taken into consideration when mounting valves and their pilot systems.

A routine inspection & maintenance program should be established and conducted yearly by a qualified technician. Consult our factory @ **1-888-628-8258** for parts and service.

### How to order your Model 65FC valve

When Ordering please provide:

Series Number - Valve size - Globe (consult factory for Angle) - Flanged 150# or 300# ANSI - Trim Material - Special needs / or Installation Requirements



QUALITY SYSTEM  
REGISTERED TO  
ISO 9001

Represented by: