

WATERWORKS

Reach Optimum Efficiency with OCV Control Valves.



Control Valves LLC

Registered to ISO 9001

Global performance. **Personal** touch.

Quality products backed by the industry's leading warranty.

For over 60 years, OCV has been a trusted name in the waterworks and fluid handling industries, providing quality products and backing them up with outstanding service and an industry-leading 5-year warranty. Nothing speaks louder of our commitment to quality and performance, and to the customers we serve around the globe.




Global performance. Personal touch.

Over the years, we've learned what's important to our customers. You want a quality product that's been tested and tested again, then backed by an industry leading 5-year warranty, you want service that's personal, built on responsiveness, integrity and trust. And you want it all at a price that's competitive. That's why engineers, construction professionals and end users are choosing OCV Control Valves. With our modern facilities and expanding global presence, we're the smart choice for fluid system control.

Find OCV Control Valves around the world, serving a broad range of industries including municipal water supply, industrial systems, irrigation systems and many more.





Smart solutions for Waterworks.

Improving efficiency is the name of the game. We offer a wide range of valve designs and custom solutions to meet the needs of any water utility system, all high-performance listed, approved and designed to operate to spec. By controlling pressure, flow rate, level and backflow, we'll help improve the effectiveness of your supply and distribution.

Your call is so important to us, we actually answer it.

When you call OCV Control Valves, you don't get a machine. You get a trained member of our team who's ready to provide the information and answers you need. That's a breath of fresh air these days, and so is our dedication to continually improving our process and providing you with the best experience possible. It's just one of the reasons our customers keep coming back.

OUR VALVES



All valves are not created equal. OCV Control Valves proves that day in and day out. We stand behind our valves and are ready to serve your needs.

Committed to the work they do, our employees average over 15 years of service. This wealth of knowledge allows us to provide quality engineering, expert support, exacting control and the know-how to create valves known for their long life.

Being ISO 9001 certified means we are committed to a quality assurance program. Our policy is to supply each customer with consistent quality products and ensure that the process is right every time. Our valves meet and exceed industry standards around the world.

OCV control valves are hydraulically operated, diaphragm actuated globe or angle valves that operate automatically from either line pressure or an independent hydraulic source. Internal moving parts are minimal and all valves can be adjusted and serviced without removal from the line, creating the lowest total cost of ownership.

*Valves 1-1/4" through 24" are certified to NSF/ANSI 372. Valves 4" through 24" are also certified to NSF/ANSI 61-G.



Basic Valve

Series 65 Basic Valve

The OCV Basic Control Valve 65 Globe and 65 Angle is a full port engineered valve. When equipped with a variety of pilots and accessories, the valve performs a wide range of automatic fluid control, making it a specified valve in municipal water.

SERIES FEATURES

- The 65 is dependable and hard working, with a simplistic design that ensures minimal part wear for exceptional performance and longevity.
- Self-contained, the valve operates automatically off of line pressure.
- The 65 consists of three major components: body, bonnet and diaphragm assembly.

Reduced Port

Series 765 Reduced Port

The OCV Series 765 Control Valve is a globe pattern, reduced port engineered valve. The body, bonnet, internals and seat area are a size smaller than the flange size. Reduced port valves address the need for correctly sized valves without the use of pipeline reducers, allowing the valve to handle an application that demands flow rates of a smaller valve. An example would be an application where the flow rate dictates a 3" valve is used but the line size is 4 inches; thus a Model 765, 4" flanged body with 3" internals appropriately fits this condition.

Reduced port valves are available in most OCV valve series. Valve models using the reduced port basic valve start with a number 7. For example: Model 127 (full port pressure reducing) would become a Model 727 (reduced port pressure reducing). When equipped with a variety of pilots and accessories the 765 valve performs a wide range of automatic fluid control, making it a specified valve in many applications. Reduced port valves are not applicable for all applications; consult factory for proper sizing assistance. Most common applications are found in modulating or regulating valves; i.e. pressure reducing, pressure relief and others.



Power Actuated

Series 66 Power Actuated

The Basic Control Valve 66 Globe and 66 Angle is a full port engineered valve equipped with two diaphragm chambers, sealed from each other by the diaphragm, and isolated from the valve's main flow passage by an intermediate plate. By pressurizing one control chamber while simultaneously venting the other, the valve is positively powered to either open or close.

A large majority of OCV control valves have a single diaphragm chamber and operate off line pressure; more specifically, off the pressure differential between the inlet and outlet ports of the valve. There are, however, conditions that do not lend themselves to such an operation. For example, adequate differential to properly actuate the valve may not exist, the liquid being handled may be extremely dirty or otherwise unsuitable, or design of the system may, for some reason, make it preferable to use an outside hydraulic source. Under such conditions, the OCV Power Actuated Valve 66/66A provides an excellent solution.



Diaphragm Check

Series 94 Diaphragm Check

The OCV Series 94 Check Valve is a simple on-off valve that opens to allow forward flow when inlet pressure exceeds outlet pressure and closes tightly to prevent backflow when outlet pressure exceeds inlet pressure.

SERIES FEATURES

- Non-surge opening and/or closing when equipped with adjustable opening and/or closing speed controls.
- Equipped with valve position indicator on all models.

Differential Control

Series 110 Differential Control

The Series 110 Differential Control Valve is designed to accurately control the pressure difference between any two points. In some systems this means the valve remains closed until pressure differential commands it to open. The Series 110 is a pilot-operated modulating type valve which controls pressure accurately and consistently at the desired setting.

SERIES FEATURES

- Opens on increasing differential.
- Dual pilot sense lines can be valve or remote connected.
- Differential pressure is adjustable over complete range of control springs.



Pressure Relief

Series 108 Pressure Relief

In many liquid piping systems, it is vital that line pressure is maintained within relatively narrow limits. This is the function of the 108 Pressure Relief / Backpressure Series of the OCV control valves. Installed in the main flow line, the standard Model 108-2 acts as a backpressure or pressure sustaining valve. In this configuration, the valve maintains a constant upstream pressure regardless of fluctuating downstream demand. When used in a bypass line, the same model will function as a relief valve, opening when the pilot senses a pressure above its set point to relieve unwanted system pressure.



SERIES FEATURES

- Relief: Maintains a constant inlet pressure by relieving excess high pressure.
- Sustaining: Prevents pressure from dropping below a minimum.
- Inlet pressure is adjustable with a complete range of control springs.
- Inlet pressure is accurate over a wide range of flow.
- Quick opening with controlled closing.
- Optional high pressure pilot Model 2400 made in Stainless Steel construction to handle pressures ranging from 200-750 psig.

Surge Anticipation

Series 118 Surge Anticipation

The OCV Series 118/108SA Surge Anticipation valves are designed to be installed in a bypass line and provide protection against damaging surges that can occur in pumping systems when a pump is suddenly stopped.

Unlike conventional relief valves, which open only when a high pressure wave hits, surge anticipation valves sense the precursor of the high pressure wave (pump power failure or low pressure wave) and open in anticipation of the returning high pressure wave that follows. By opening, the valve prevents the buildup of pressure before it occurs.

SERIES FEATURES

- Electrical power connection to pumping system for opening on loss of power or on a pressure switch low-pressure signal.
- Valve closes after (adjustable) predetermined time on power failure or low-pressure opening.
- Hydraulic, pilot operated, high-pressure relief opening.
- Low-pressure opening pilot.
- High-pressure relief pilot.
- Uses Surge Commander electronics package (Model 118-4).
- Note: the Model 108SA-3 is a hydraulically operated valve that has no electrical requirements.




Solenoid Control

Series 115 Solenoid Control

The OCV Series 115 Solenoid Control Valve is designed to provide on/off or open/close control of fluids in response to an electrical signal. The Model 115-3 operates using dual solenoids to provide modulating control. The valve consists of the basic OCV model 65 with solenoid-operated pilot. With the appropriate solenoid, the valve may be normally closed (energize to open) or normally open (energize to close).

SERIES FEATURES

- The 115 Series provides responsive control in answer to such triggering devices as clocks, timers, relays, probes, pressure or temperature sensors.
- Available for AC or DC voltages.
- Wider range of sizes and flow capacity than is available with direct-acting solenoid valves.
- Valves can be equipped with Manual Override solenoid operation.
- Solenoid feature can be added to other hydraulic control functions.



Rate of Flow

Series 120 Rate of Flow

The OCV Series 120 Rate of Flow control valve is designed to control or limit flow to a predetermined rate, regardless of fluctuations in downstream or upstream pressure.

SERIES FEATURES

- Self contained, including the differential-sensing orifice plate and pilot.
- Flow rate is field adjustable (within orifice bore range).
- Extra-sensitive differential pilot specifically designed for Rate of Flow application.
- Works equally well on all types of clean, non-abrasive liquids.


Pump Control

Series 125 Pump Control

The OCV Series 125 and 126 Pump Control Valves are designed to effectively eliminate the surges associated with the starting and stopping of the pump. Electrically interfaced with the pump motor, the valve opens and closes at an adjustable speed, providing a smooth predictable transition of pump discharge and pressure into the system.

SERIES FEATURES

- Valve opening speed is adjustable to pump and system requirements for smooth increase in pressure.
- Valve closing speed is adjustable, gradually decreasing pressure to system as valve closes.
- Valve is interlocked with pump motor to perform unified pump and valve operation.
- Built-in reverse flow check feature.
- Valve automatically shuts off pump motor on loss of pump discharge pressure (shaft lock-up)
- Two simple field adjustments: opening speed and closing speed.



Pressure Reducing

Series 127 Pressure Reducing

The OCV Pressure Reducing Valve is used in many applications worldwide. The primary function of the 127 series is to reduce a greater upstream pressure to a lesser, more manageable downstream pressure, operating without regard to either upstream supply or downstream demand.

SERIES FEATURES

- Reduces higher inlet pressure to a constant lower outlet pressure.
- Outlet pressure is accurate over wide range of flow.
- Pilot-operated main valve is not subject to pressure fall-off characteristic of direct-acting Pressure Reducing Valves.
- Outlet pressure is adjustable over complete range of control spring.
- Optional high pressure pilot Model 2420 made of Stainless Steel to handle pressures ranging from 200-750 psig.



Excess Flow Shutoff

Model 128 Excess Flow Shutoff

The Model 128 can be employed anywhere excessive flow rates must be positively prevented. It is particularly useful as a protective device against downstream line rupture.

SERIES FEATURES

- Valve trips closed when predetermined flow rate is detected.
- Built-in orifice plate for sensing flow rate.
- Valve must be manually reset to reopen.
- Flow rate is adjustable with single screw.
- Adjustable response speed.

Electronic Control

Series 22 Electronic Control

With the development and proliferation of high level SCADA systems comes the need for automatic control valves to interface with such systems. The OCV Series 22 Electronic Control valves are specifically designed for this task. While retaining the advantages of simplicity and operation from line pressure, these valves offer a level of ease of operation and degree of control not previously achieved.

SERIES FEATURES

- Can be used as part of a SCADA system, or as a "stand alone" unit.
- Extreme stability over a wide range of flows.
- Useful when set points must be changed frequently.
- Remote set point available.
- Can be used to control almost any process variable.
- Hydraulic pilot backup available.

- Can be configured to accept all common process signals (4-20 mA, 0-5 volt, etc.).
- Can be configured for low head pressure applications.
- Well Commander is available for well/aquifer applications.
- Typically used for precision control and variable set points.
- For electronic control of level, pressure, rate of flow, temperature, pump or any combination thereof.



Altitude Control

Series 3330 Altitude Control

The elevated tank, standpipe or storage reservoir is a common and important element found in many water distribution systems. The function of the OCV Series 3330 Altitude Control Valve is accurate, automatic level control, without the use of floats or sensors. Pilot controls for the series can accommodate storage facilities up to 230 feet high, maintaining the liquid level to within inches of a predetermined set point.

The series is offered in two basic types. The Model 3331 one-way flow is used for tank fill only. The Model 3333 allows flow both into and out of the tank.

SERIES FEATURES

- Consistently maintains water level to within inches of set point in tank/reservoirs from 5 to 230 ft high.
- Installs at the base of tank.
- Operates hydraulically without need for a tank-mounted float or electrical controls or sensors.



Float Control

Series 8000 & 8100 Float Control

The OCV Series 8000 Float Control valves are designed to maintain a desired level in a tank or reservoir by opening for filling the tank when fluid is below the high level point and closing tightly when the desired level is reached.

8000 SERIES FEATURES

- The 8000 is a non-modulating valve; either full open or full closed. It is available in two basic configurations:
 1. Model 8000, with the float pilot provided separate from the main valve for remote mounting. This configuration is used when the fill line is located at the bottom of the tank.
 2. Model 8000VM, with the float pilot mounted on the main valve. This configuration is typically used when the fill line is located at the top of the tank.
- All Series 8000 valves include an OCV Model 65 Basic Valve assembly and a Model 814 three-port rotary float pilot. For faster operation, valves 8" and larger also include a Model 3600 three-way auxiliary pilot.

8100 SERIES FEATURES

While similar to the Series 8000 On/Off Float Valves through the use of a rotary disc float control, the 8100 series provides modulating rather than on/off type action. In this way, level in the vessel can be continuously maintained within extremely narrow limits.

- Can control level by flow-in or flow-out of tank.
- Single control line from valve to pilot (water service).
- Three pilot types available.
- Accurate constant level control.
- Positive shut-off on high level.
- Valve mounting can be top fill or bottom fill.



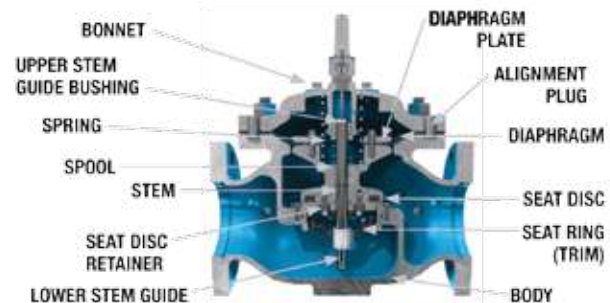
SPECIFICATIONS

NOTE: All Waterworks valves meet the Low-Lead laws of the United States, including individual state laws, as of March 2014.
*Valves 1-1/4" through 24" are also certified to NSF/ANSI 372. Valves 4" through 24" are also certified to NSF/ANSI 61-G

VALVE BODY & BONNET	DUCTILE IRON		CAST STEEL		STAINLESS STEEL	
Material Specification	ASTM A536/65-45-12 (epoxy coated)		ASTM A216/WCB (epoxy coated)		All Grades	
END CONNECTIONS						
Flange Standard (also available in metric)	ANSI B16.42		ANSI B16.5		ANSI B16.5	
Flange Class	150#	300#	150#	300#	150#	300#
Flange Face	Flat	Raised	Raised	Raised	Raised	Raised
Maximum Working Pressure (at 100°F)	250 psi	640 psi	285 psi	740 psi	285 psi	740 psi
Screwed End Working Pressure: ANSI B1.20.1 640 psi Grooved End Working Pressure: 300 psi						
INTERNALS						
Stem	Stainless Steel					
Spring	Stainless Steel					
Spool	Ductile Iron (epoxy coated) / OPTIONAL - Stainless Steel				Stainless Steel	
Seat Disc Retainer	Ductile Iron 9epoxy coated (10" & Larger) Stainless Steel (8" & Smaller / Optional - All Sizes)				Stainless Steel	
Diaphragm Plate	Ductile Iron (epoxy coated) / OPTIONAL - Stainless Steel				Stainless Steel	
Seat Ring (Trim)	Low-Lead Bronze Or Stainless Steel				Stainless Steel	
Upper Stem Bushing	Bronze or Teflon®				Teflon®	
Lower Stem Bushing	Not Applicable for Low-Lead Bronze Seat Rings / Teflon for Stainless Steel Seat Rings					
ELASTOMERS PARTS (Rubber)						
Diaphragm/Seat Disc/-Rings		EPDM				
Fluid Operating Temperature* 32°F to 230°F *Consult factory when temperatures approach low or high temperature allowance. Other options available, consult factory.						
COATINGS NSF-61 Epoxy Coating						
ELECTRICAL SOLENOIDS						
Bodies	Brass / Optional - Stainless Steel					
Enclosures	Water Tight, NEMA 1, 3, 4, & 4x					
Power	AC, 60hz - 24, 120, 240, 480 Volts AC, 50HZ - In 110 Volt Multiples DC, 6 12, 24, 240 Volts					
Operation	Energize To Open (Normally Closed) De-Energize To Open (Normally Open)					

CONTROL PILOTS		
Bodies	Low-Lead Bronze	Stainless Steel
Internal	Stainless Steel	Stainless Steel
Tubing	Copper	Stainless Steel
Fittings	Low-Lead Brass	Stainless Steel

TEFLON® is a registered trademark of DuPont



Globe Flanged Sizes

1.25"	1.5"	2"	2.5"	3"	4"	6"	8"	10"	12"	14"	16"	18"*	20"*	24"
32mm	40mm	50mm	65mm	80mm	100mm	150mm	200mm	250mm	300mm	350mm	400mm	450mm	500mm	600mm

*CONSULT FACTORY



Angle Flanged Sizes

1.25"	1.5"	2"	2.5"	3"	4"	6"	8"	10"	12"	14"	16"
32mm	40mm	50mm	65mm	80mm	100mm	150mm	200mm	250mm	300mm	350mm	400mm



Globe/Angle Screwed Sizes

1.25"	1.5"	2"	2.5"	3"
32mm	40mm	50mm	65mm	80mm



Globe/Angle Grooved Sizes

1.5"	2"	2.5"	3"	4"	6"*
32mm	50mm	65mm	80mm	100mm	150mm*

*GLOBE ONLY

NOTE: Valves are also available in reduced port sizing. Please see the reduced port section for more information.
Valves are also available in reduced port sizing. Please refer to the Series 765 in the DCV catalog.

DIMENSIONS

U.S. DIMENSIONS - INCHES

*Grooved End Not Available in 1 1/4".

**Note: 6" 150# flanges have 20" face to face dimensions and 6" 300# flanges have 20-7/8" face to face dimensions.

DIM	END CONN.	1 1/4 - 1 1/2	2	2 1/2	3	4	6	8	10	12	14	16	24
A	SCREWED	8 3/4	9 7/8	10 1/2	13	--	--	--	--	--	--	--	--
	GROOVED	8 3/4	9 7/8	10 1/2	13	15 1/4	20	--	--	--	--	--	--
	150# FLGD	8 3/4	9 3/8	10 1/2	12	15	17 3/4**	25 3/8	29 3/4	34	39	40 3/8	62
	300# FLGD	8 3/4	9 7/8	11 1/8	12 3/4	15 5/8	18 5/8**	26 3/8	31 1/8	35 1/2	40 1/2	42	60 3/4
B	SCREWED	1 7/16	1 11/16	1 7/8	2 1/4	--	--	--	--	--	--	--	--
	GROOVED	1*	1 3/16	1 7/16	1 3/4	2 1/4	3 3/16	--	--	--	--	--	--
	150# FLGD	2 5/16-2 1/2	3	3 1/2	3 3/4	4 1/2	5 1/2	6 3/4	8	9 1/2	10 5/8	11 3/4	16
	300# FLGD	2 5/8-3 1/16	3 1/4	3 3/4	4 1/8	5	6 1/4	7 1/2	8 3/4	10 1/4	11 1/2	12 3/4	18
C ANGLE	SCREWED	4 3/8	4 3/4	6	6 1/2	--	--	--	--	--	--	--	--
	GROOVED	4 3/8*	4 3/4	6	6 1/2	7 5/8	--	--	--	--	--	--	--
	150# FLGD	4 1/4	4 3/4	6	6	7 1/2	10	12 11/16	14 7/8	17	--	20 13/16	--
	300# FLGD	4 3/8	5	6 3/8	6 3/8	7 13/16	10 1/2	13 3/16	15 9/16	17 3/4	--	21 5/8	--
D ANGLE	SCREWED	3 1/8	3 7/8	4	4 1/2	--	--	--	--	--	--	--	--
	GROOVED	3 1/8*	3 7/8	4	4 1/2	5 5/8	--	--	--	--	--	--	--
	150# FLGD	3	3 7/8	4	4	5 1/2	6	8	11 3/8	11	--	15 11/16	--
	300# FLGD	3 1/8	4 1/8	4 3/8	4 3/8	5 13/16	6 1/2	8 1/2	12 1/16	11 3/4	--	16 1/2	--
E	ALL	6	6	7	6 1/2	8	10	11 7/8	15 3/8	17	18	19	27
F	ALL	3 7/8	3 7/8	3 7/8	3 7/8	3 7/8	3 7/8	6 3/8	6 3/8	6 3/8	6 3/8	6 3/8	8
G	ALL	6	6 3/4	7 11/16	8 3/4	11 3/4	14	21	24 1/2	28	31 1/4	34 1/2	52
H	ALL	10	11	11	11	12	13	14	17	18	20	20	28 1/2

*Grooved End Not Available in DN32

**Note: 6" (DN150) 150# flanges have 20" (20 mm) face to face dimensions and 6" (DN150) 300# flanges have 20-7/8" (208 mm) face to face dimensions.

METRIC DIMENSIONS - MM

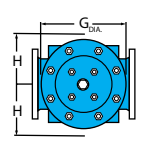
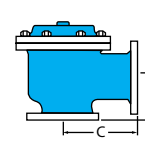
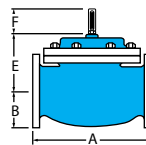
DIM	END CONN.	DN32-DN40	DN50	DN65	DN80	DN100	DN150	DN200	DN250	DN300	DN350	DN400	DN600
A	SCREWED	222	251	267	330	--	--	--	--	--	--	--	--
	GROOVED	222	251	267	330	387	508	--	--	--	--	--	--
	150# FLGD	216	238	267	305	381	451**	645	756	864	991	1026	1575
	300# FLGD	222	251	283	324	397	473**	670	791	902	1029	1067	1619
B	SCREWED	37	43	48	57	--	--	--	--	--	--	--	--
	GROOVED	25*	30	37	44	57	81	--	--	--	--	--	--
	150# FLGD	59-64	76	89	95	114	140	171	203	241	270	298	406
	300# FLGD	67-78	83	95	105	127	159	191	22	260	292	324	457
C ANGLE	SCREWED	111	121	152	165	--	--	--	--	--	--	--	--
	GROOVED	111*	121	152	165	194	--	--	--	--	--	--	--
	150# FLGD	108	121	152	152	191	254	322	378	432	--	529	--
	300# FLGD	111	127	162	162	198	267	335	395	451	--	549	--
D ANGLE	SCREWED	79	98	102	114	--	--	--	--	--	--	--	--
	GROOVED	79*	98	102	114	143	--	--	--	--	--	--	--
	150# FLGD	76	98	102	102	140	152	203	289	279	--	398	--
	300# FLGD	79	105	111	111	148	165	216	306	298	--	419	--
E	ALL	152	152	178	165	203	254	302	391	432	457	483	686
F	ALL	98	98	98	98	98	98	162	162	162	162	162	203
G	ALL	152	171	195	222	298	356	533	622	711	794	876	1321
H	ALL	254	279	279	279	305	330	356	432	457	508	508	724

For maximum efficiency, the OCV control valve should be mounted in a piping system so that the valve bonnet (cover) is in the top position. Other positions are acceptable but may not allow the valve to function to its fullest and safest potential. In particular, please consult the factory before installing 8" and larger valves, or any valves with a limit switch, in positions other than described. Space should be taken into consideration when mounting valves and their pilot systems.

A routine inspection & maintenance program should be established and conducted yearly by a qualified technician. Consult our factory @ 1-888-628-8258 for parts and service.

How to order your valve

When ordering please provide: Series Number, Valve Size, Globe or Angle, Pressure Class, Screwed, Flanged, Grooved, Trim Material, Adjustment Range, Pilot Options, Special Needs/ or installation Requirements.



SERIES 765 REDUCED PORT DIMENSIONS CHART

DIM	ANSI CLASS	VALVE SIZE									
		3	4	6	8	10*	12*	16*	18	20	24
A	150	10.50	13.50	15.50	21.62	26.00	30.00	35.00	48.00	48.00	48.00
	300	10.88	14.12	16.38	22.62	27.38	31.50	36.62	49.62	49.62	49.75
B	150	3.75	4.50	5.50	6.75	8.00	9.5	11.75	12.50	13.75	16.00
	300	4.12	5.00	6.25	7.50	8.75	10.25	12.75	14.00	15.25	18.00
E	ALL	6.00	6.50	7.92	10.00	11.88	15.38	17.00	19.00	19.00	19.00
F	ALL	3.88	3.88	3.88	3.88	6.38	6.38	6.38	6.38	6.38	6.38
G	ALL	6.75	8.75	11.75	14.00	21.00	24.50	28.00	34.50	34.50	34.50
H	ALL	11.00	11.00	12.00	13.00	14.00	17.00	18.00	20.00	20.00	20.00
INTERIOR PORT		2"	3"	4"	6"	8"	10"	12"	16"	16"	16"
Cv		70	135	215	480	--	--	--	3000	3300	3600

1-888-OCV-VALV (628-8258)

A plant powered by our people.

In 2010, we transitioned from a family-owned company to an Employee Stock Ownership Plan (ESOP), extending our ownership to workers who now have a direct stake in our success. It's that pride and personal investment that has empowered us to become worldwide leaders in valve manufacturing and sales.

Our state-of-the-art manufacturing campus and corporate headquarters are located in Tulsa, Oklahoma.



OCV World Headquarters

A. Plant 1: Machine shop, valve assembly and water valve testing. B. Administrative offices.

C. Plant 2: Coating shop.

D. Plant 3: Fueling valve testing. E. Valve storage.



Global performance. **Personal** touch.

1-888-OCV-VALV (628-8258) | 918.627.1942

controlvalves.com | sales@controlvalves.com

7400 East 42nd Place Tulsa, OK 74145

