

controlvalves.com

TERMINAL SERVICES

OCV CONTROL VALVES FOR MAXIMUM EFFICIENCY AND PERFORMANCE.

OCV FLUID
SOLUTIONS LLC

matholding group

Quality products backed by the industry's leading warranty.

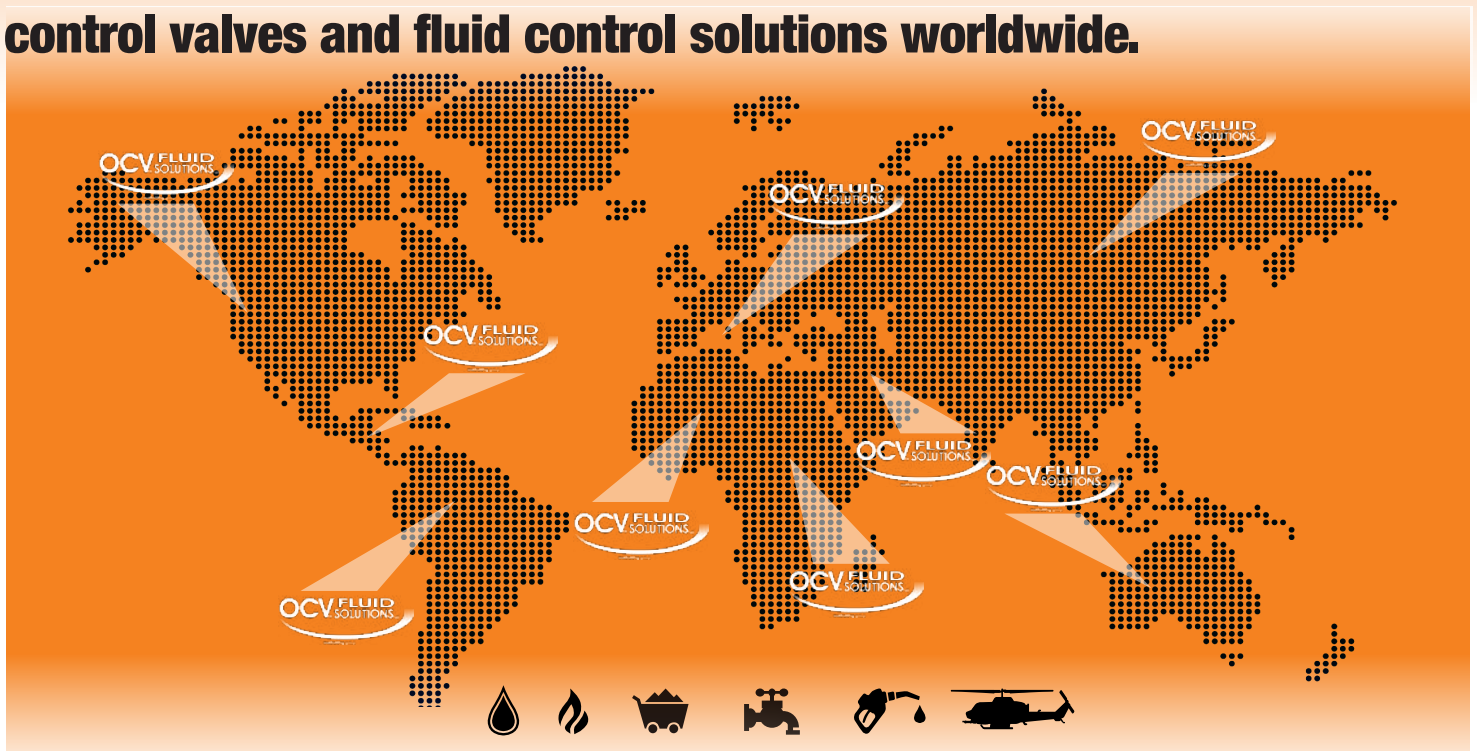
For over 60 years, OCV has been a trusted name in the terminal services industry, providing quality products and backing them up with outstanding service and an industry-leading 5-year warranty. Nothing speaks louder of our commitment to quality and performance, and to the customers we serve around the globe.



Global performance. Personal touch.

Over the years, we've learned what is important to our customers. You want a quality product that has been tested and tested again, then backed by the leading 5-year warranty in the business. You want service that is personal, built on responsiveness, integrity and trust. And you want it all at a price that's competitive. That is why engineers, construction professionals and end users are choosing OCV. With our modern facilities and expanding global presence, we're the smart choice for fluid system control.

We proudly service the terminal services, waterworks, fire protection, aviation fueling, commercial plumbing, industrial and mining industries, offering our customers, the highest quality control valves and fluid control solutions worldwide.



Smart solutions for Terminal Services.

We provide a wide range of high-performing automatic control valves designed to meet the needs of terminal service applications. From fueling distribution to storage tanks, our products deliver quality, precision and reliability. OCV is your industry go-to for control valves used in storage tanks, metering systems, loading terminals, truck loading and truck/rail car unloading systems. Built to specification, our valves help you control with confidence.



NSF-ISR

Registered
to ISO 9001

OUR VALVES

**All valves are not created equal.
OCV Fluid Solutions proves that day in and day out.
We stand behind our valves and are ready
to serve your needs.**

Committed to the work they do, our employees average over 15 years of service. This wealth of knowledge allows us to provide quality engineering, expert support, exacting control and the know-how to create valves known for their long life. Being ISO 9001 certified means we are committed to a quality assurance program. Our policy is to supply each customer with consistent quality products and ensure that the process is right every time. Our valves meet and exceed industry standards around the world.

TRUCK LOADING VALVES

Model 94-1QC Non-Surge Check Valve



The Model 94-1QC non-surge check valve is a simple on/off valve which effectively minimizes pump start up surges. The 94-1QC opens at an adjustable speed to allow forward flow and closes quickly and tightly to prevent reverse flow.

FEATURES

- Opens slowly on pump start
- Closes quickly on pump shut-down
- Visual indicator enables operator to determine valve position at a glance

Model 120-6 Rate of Flow Control/Check Valve

The Model 120-6 is applicable anywhere flow rate must be controlled or limited and reverse flow must be prevented, and is therefore well suited as a pump discharge control valve.

FEATURES

- Controls or limits flow to a predetermined rate
- Built-in orifice plate for sensing flow rate
- Check feature closes valve on pressure reversal
- Extra-sensitive differential pilot
- Flow rate is adjustable with single screw
- Adjustable response speed

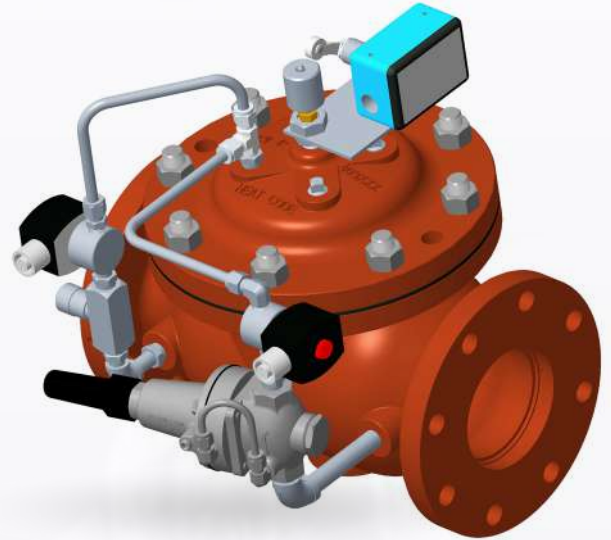


Model 127-9S Two-Stage Preset Valve With Pressure Reducing Control

The Model 127-9S is specifically designed for fuel loading systems. It controls downstream delivery pressure at a predetermined point and includes two-stage shut-down.

FEATURES

- Opens on signal from preset register
- Controls downstream pressure (adjustable)
- Closes in two stages based on signals from preset register
- Explosion-proof prewired junction box available
- Two stage opening available via timer




Model 115-25 Two-Stage Preset Valve

The Model 115-25 is specifically designed for fuel loading systems and performs and provides electrical opening, for full flow delivery, and two-stage shutdown.

FEATURES

- Opens on signal from preset register
- Closes in two stages based on signals from preset register (mechanical or electronic)
- Explosion-proof pre-wired junction box available
- Two stage opening (timer) available





Model 115-2 Solenoid Shut-Off Valve

The Model 115-2 is applicable anywhere it is necessary to open and close a valve electrically. Typical examples include process control, petroleum loading terminals and storage tank level control.

FEATURES

- Electrically operated solenoid allows valve to open or close
- Adjustable response speed

Model 115-3 Digital Preset Valve

The Model 115-3 is applicable anywhere it may be required to position a valve electrically. Typical examples include process control, supervisory flow or pressure control and fuel terminal loading racks.

FEATURES

- Electrically operated solenoids enable the valve to be opened, closed, or held in any position
- Independently adjustable opening and closing speeds




Model 115-5S Two-Stage Preset Valve

The Model 115-5S is specifically designed for fuel loading systems. It electrically opens for full flow delivery and includes a two-stage shut-down.

FEATURES


- Opens on signal from preset register
- Can be controlled by mechanical or electronic presets
- Adjustable flow setting for 2nd stage dwell
- Explosion-proof pre-wired junction box available
- Two stage opening (timer) available



TRUCK OFFLOADING VALVES

Model 110 Differential Pressure Control Valve

The Model 110 operates on/off based on the pressure difference between two points in a system. Typical application examples include LPG metering systems to prevent flashing and metering systems as an air eliminator shut-off valve.



FEATURES

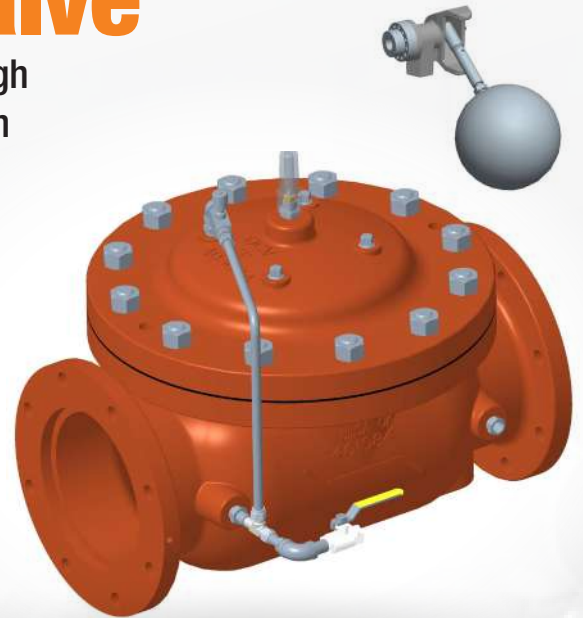
- Valve opens on an increasing differential; closes on decreasing differential
- Operates over a wide flow range
- Pressure differential is adjustable with single screw
- Adjustable response speed

8100 Series High Level Shut-Off Valve

The Model 8101 automatically controls the high level in storage tanks where the float pilot can be mounted inside the tank.

FEATURES

- Allows tank filling and shuts off on high level
- Remote-mounted float pilot (inside tank)
- Two field-installed lines between valve and float pilot
- Adjustable response speed
- Manual tester available on float pilot
- (Model 8101 for valves that are 4" and smaller; Model 8104 for valves that are 6" and larger)



Model 815 Chamber Mounted Float Pilot

The Model 815 Float Pilot is a two-port, rotary-disc control pilot designed primarily for fuel service with floating roof tanks. It may also be used anywhere access to the tank interior is restricted or impossible. It is suitable for both modulating and on/off service. The 815 pilot operates the main valve directly on OCV Series 8103 Float Valves, and operates the main valve through the 1356 Differential Pilot on OCV Series 8106 Float Valves.

FEATURES

- Two port, rotary disc design
- Remote mounted-outside of the tank
- Float pilot can be removed from chamber for servicing
- Optional manual tester available



A plant powered by our people.

**Through their dedication to quality, customer service
and values, OCV Fluid Solutions has become**

a worldwide leader in the valve industry.



OCV World Headquarters

- A. Plant 1: Machine shop, valve assembly and water valve testing.
- B. Administrative offices.
- C. Plant 2: Coating shop.
- D. Plant 3: Fueling valve testing.
- E. Valve storage.

SPECIFICATIONS

VALVE BODY & BONNET	DUCTILE IRON		CAST STEEL WCB		CAST STEEL LCB		STAINLESS STEEL	
END CONNECTIONS								
Flange Standard (also available in metric)	ANSI B16.42		ANSI B16.5		ANSI B16.5		ANSI B16.5	
Flange Class	150#	300#	150#	300#	150#	300#	150#	300#
Flange Face	Flat	Raised	Raised	Raised	Raised	Raised	Raised	Raised
Maximum Working Pressure (at 100°F)	250 psi	640 psi	285 psi	740 psi	285 psi	740 psi	275 psi	720 psi
INTERNALS								
Stem	Stainless Steel							
Spring	Stainless Steel							
Spool	Ductile Iron (epoxy coated) / OPTIONAL - Stainless Steel						Stainless Steel	
Seat Disc Retainer	Ductile Iron (epoxy coated) (10" & Larger) Stainless Steel (8" & Smaller / Optional - All Sizes)						Stainless Steel	
Diaphragm Plate	Ductile Iron (epoxy coated) / OPTIONAL - Stainless Steel						Stainless Steel	
Seat Ring (Trim)	Stainless Steel / Optional - Bronze						Stainless Steel	
Upper Stem Bushing	Bronze or Teflon®						Teflon®	
Lower Stem Bushing	Not Applicable for Bronze Seat Rings / Teflon® for Stainless Steel Seat Rings							
ELASTOMERS PARTS (Rubber)								
Diaphragm/Seat Disc/O-Rings	BUNA-N	or	VITON®	or	Fluorosilicon	or	EPDM	
Operating Temperature*	-20°F to 180°F		20°F to 230°F		-40°F to 150°F		0°F to 230°F	
*Consult factory when temperatures approach low or high temperature allowance.								
COATINGS OCV offers a wide range of coating options for petroleum and refined products.								
ELECTRICAL SOLENOIDS								
Bodies	Brass or Stainless Steel							
Enclosures	Explosion proof solenoids available. ATEX/IECEx Optional							
Power	AC, 60hz - 24, 120, 240, 480 Volts		AC, 50HZ - In 110 Volt Multiples			DC,12, 24, 125, 240 Volts		
Operation	Energize To Open (Normally Closed)				De-Energize To Open (Normally Open)			

VITON® AND TEFLON® are registered trademarks of DuPont Dow Elastomers.

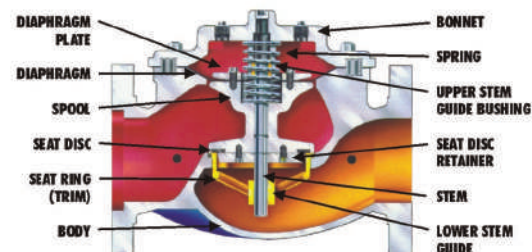
CONTROL PILOTS

Bodies	STN. STL.	Stainless Steel
Internal	STN. STL.	Stainless Steel

CONTROL CIRCUITS

Tubing	STN. STL.	Stainless Steel
Fittings	STN. STL.	Stainless Steel

Stainless Steel is standard for Control pilot and control circuit tubing unless requested otherwise by the customer.



SEAWATER SERVICE MATERIALS

CAST STEEL SPECIAL COATINGS --NI ALUMINUM BRONZE ASTM B148 --DUPLEX STAINLESS STEEL



GLOBE FLANGED SIZES

1.25"	1.5"	2"	2.5"	3"	4"	6"	8"	10"	12"	14"	16"	18"	20"	24"
32MM	40MM	50MM	65MM	80MM	100MM	150MM	200MM	250MM	300MM	350MM	400MM	450MM*	500MM*	600MM

*Consult Factory

ANGLE FLANGED SIZES

1.25"	1.5"	2"	2.5"	3"	4"	6"	8"	10"	12"	16"
32MM	40MM	50MM	65MM	80MM	100MM	150MM	200MM	250MM	300MM	400MM

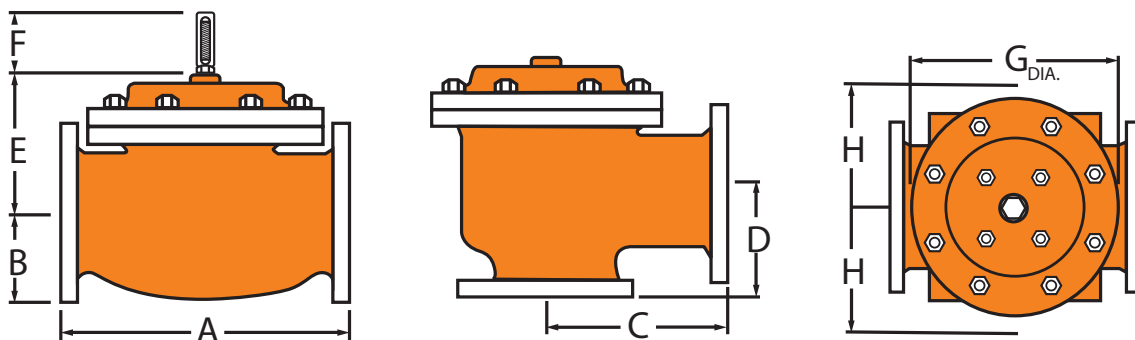
DIMENSIONS

U.S. DIMENSIONS - INCHES													
DIM	END CONN.	1 1/4-1 1/2	2	2 1/2	3	4	6	8	10	12	14	16	24
A	150# FLGD	8 1/2	9 3/8	10 1/2	12	15	17 3/4*	25 3/8	29 3/4	34	39	40 3/8	62
	300# FLGD	8 3/4	9 7/8	11 1/8	12 3/4	15 5/8	18 5/8*	26 3/8	31 1/8	35 1/2	40 1/2	42	63 3/4
B	150# FLGD	2 5/16-2 1/2	3	3 1/2	3 3/4	4 1/2	5 1/2	6 3/4	8	9 1/2	10 5/8	11 3/4	16
	300# FLGD	2 5/8-3 1/16	3 1/4	3 3/4	4 1/8	5	6 1/4	7 1/2	8 3/4	10 1/4	11 1/2	12 3/4	18
C	150# FLGD	4 1/4	4 3/4	6	6	7 1/2	10	12 11/16	14 7/8	17	--	20 13/16	--
	300# FLGD	4 3/8	5	6 3/8	6 3/8	7 13/16	10 1/2	13 3/16	15 9/16	17 3/4	--	21 5/8	--
D	150# FLGD	3	3 7/8	4	4	5 1/2	6	8	11 3/8	11	--	15 11/16	--
	300# FLGD	3 1/8	4 1/8	4 3/8	4 3/8	5 13/16	6 1/2	8 1/2	12 1/16	11 3/4	--	16 1/2	--
E	ALL	6	6	7	6 1/2	8	10	11 7/8	15 3/8	17	18	19	27
F	ALL	3 7/8	3 7/8	3 7/8	3 7/8	3 7/8	3 7/8	6 3/8	6 3/8	6 3/8	6 3/8	6 3/8	8
G	ALL	6	6 3/4	7 11/16	8 3/4	11 3/4	14	21	24 1/2	28	31 1/4	34 1/2	52
H	ALL	10	11	11	11	12	13	14	17	18	20	20	28 1/2

*NOTE: FOR MILITARY SERVICE VALVES, 6" 150# FLANGES HAVE 20" FACE TO FACE DIMENSIONS AND 6" 300# FLANGES HAVE 20-7/8" FACE TO FACE DIMENSIONS.

METRIC DIMENSIONS - MM													
DIM	END CONN.	DN32-DN40	DN50	DN65	DN80	DN100	DN150	DN200	DN250	DN300	DN350	DN400	DN600
A	150# FLGD	216	238	267	305	381	451*	645	756	864	991	1026	1575
	300# FLGD	222	251	283	324	397	473*	670	791	902	1029	1067	1619
B	150# FLGD	59-64	76	89	95	114	140	171	203	241	270	298	406
	300# FLGD	67-78	83	95	105	127	159	191	222	260	292	324	457
C	150# FLGD	108	121	152	152	191	254	322	378	432	--	529	--
	300# FLGD	111	127	162	162	198	267	335	395	451	--	549	--
D	150# FLGD	76	98	102	102	140	152	203	289	279	--	398	--
	300# FLGD	79	105	111	111	148	165	216	306	298	--	419	--
E	ALL	152	152	178	165	203	254	302	391	432	457	483	686
F	ALL	98	98	98	98	98	98	162	162	162	162	162	203
G	ALL	152	171	195	222	298	356	533	622	711	794	876	1321
H	ALL	254	279	279	279	305	330	356	432	457	508	508	724

*NOTE: FOR MILITARY FUELING VALVES, 6" (DN150) 150# FLANGES HAVE 20" (20MM) FACE TO FACE DIMENSIONS AND 6" (DN150) 300# FLANGES HAVE 20-7/8" (208MM) FACE TO FACE DIMENSIONS.



For maximum efficiency, the OCV control valve should be mounted in a piping system so that the valve bonnet (cover) is in the top position. Other positions are acceptable but may not allow the valve to function to its fullest and safest potential. In particular, please consult the factory before installing 8" and larger valves, or any valves with a limit switch, in positions other than described. Space should be taken into consideration when mounting valves and their pilot systems.

A routine inspection & maintenance program should be established and conducted yearly by a qualified technician. Consult our factory @ 1-888-628-8258 for parts and service.

How to order your valve.

When ordering please provide: - Series Number - Valve Size - Globe or Angle - Pressure Class - Screwed, Flanged, Grooved - Trim Material - Adjustment Range - Pilot Options - Fluid to be Controlled - Elastomer Material - Special Needs / or Installation Requirements.



OCV FLUID
SOLUTIONS LLC

matholding group

1-888-OCV-VALV (628-8258) | 918.627.1942

controlvalves.com | sales@controlvalves.com

7400 East 42nd Place Tulsa, OK 74145

